

INDUSTRIAL CURTAINS



Low-Cost Moveable Enclosures, Partitions & Environment Separators



Maximize space at a fraction of the cost of a renovation!

**Rolls on Track!
No Maintenance!
Great Value!**

New for 2018



Threadless hems & material joins

We've gone THREADLESS! Hems, material joins, and chain sleeves are now welded instead of stitched. Stronger joins, crisper edges and curtains will last longer without thread.
(thread is still necessary in some applications)

\$0 optional upgrade to reinforced translucent from clear plastic. Reinforced translucent is stronger, lasts longer, is tear resistant, allows light through, & is fire retardant.



Clear centre panel vs reinforced translucent



LED lighting

Snap-on LED light strips are high quality, waterproof, and blindingly bright. Mounted 30" up from the bottom of the curtain to illuminate the workspace at the perfect height.


All curtains come with stainless steel grommets every 12" across the top. Other manufacturers use brass grommets, which deteriorate in wet conditions and are weaker than steel.



Stainless steel grommets

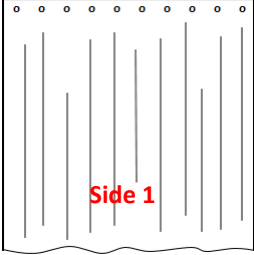
Construction

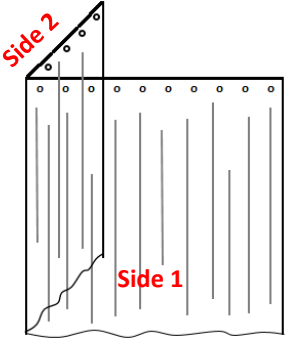
- Straight curtains or multi-sided enclosures with curved track.
- 18oz vinyl, heavy-duty track and dual-wheel nylon trollies.
- Galvanized chain in bottom sleeve for weight.

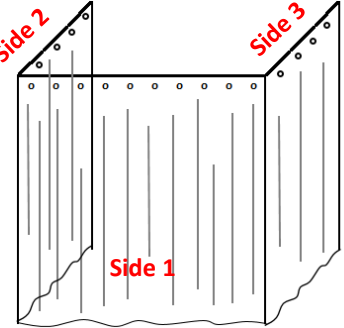


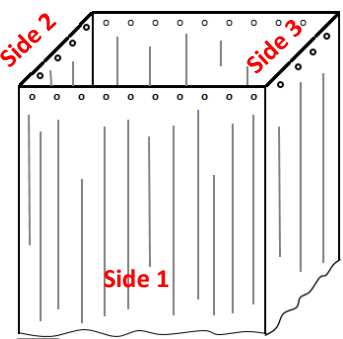
ORDER FORM

Step 1: Choose your Layout

☐  Side 1

☐  Side 2
Side 1

☐  Side 2
Side 1
Side 3

☐  Side 2
Side 1
Side 3
Side 4

☐ Straight run (1 side)

☐ L-shape (two sides)

☐ 3 sided

☐ 4 sided

Step 2: Enter your Dimensions

Side 1
(feet & inches)

height

length

X

Side 2
(feet & inches)

height

length

X

Side 3
(feet & inches)

height

length

X

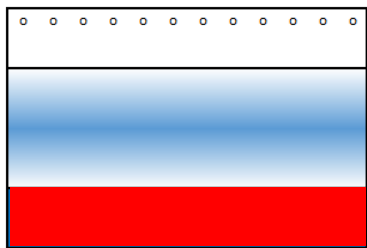
Side 4
(feet & inches)

height

length

X

Step 3: Choose your 18oz Vinyl Colours



Top

Centre (clear 4'6" or reinforced translucent 5')

Bottom 30"

| | | | |
|------------------------------|------------------------------|-----------------------------|--|
| <input type="radio"/> white | <input type="radio"/> grey | <input type="radio"/> black | <input type="radio"/> clear |
| <input type="radio"/> yellow | <input type="radio"/> orange | <input type="radio"/> blue | <input type="radio"/> Reinforced translucent |
| <input type="radio"/> green | <input type="radio"/> red | <input type="radio"/> burg. | <input type="radio"/> tan |

Step 4: Choose your Mounting Hardware

(track, trolleys and end stops included)

 Suspended (most common) ☐

 Wall mount ☐

 Flush mount ☐

 Perpendicular to wall mount ☐

Step 5: Add Any Options

 Fire retardant fabric ☐

 LED lighting ☐

 Velcro to join curtains ☐

Notes: